

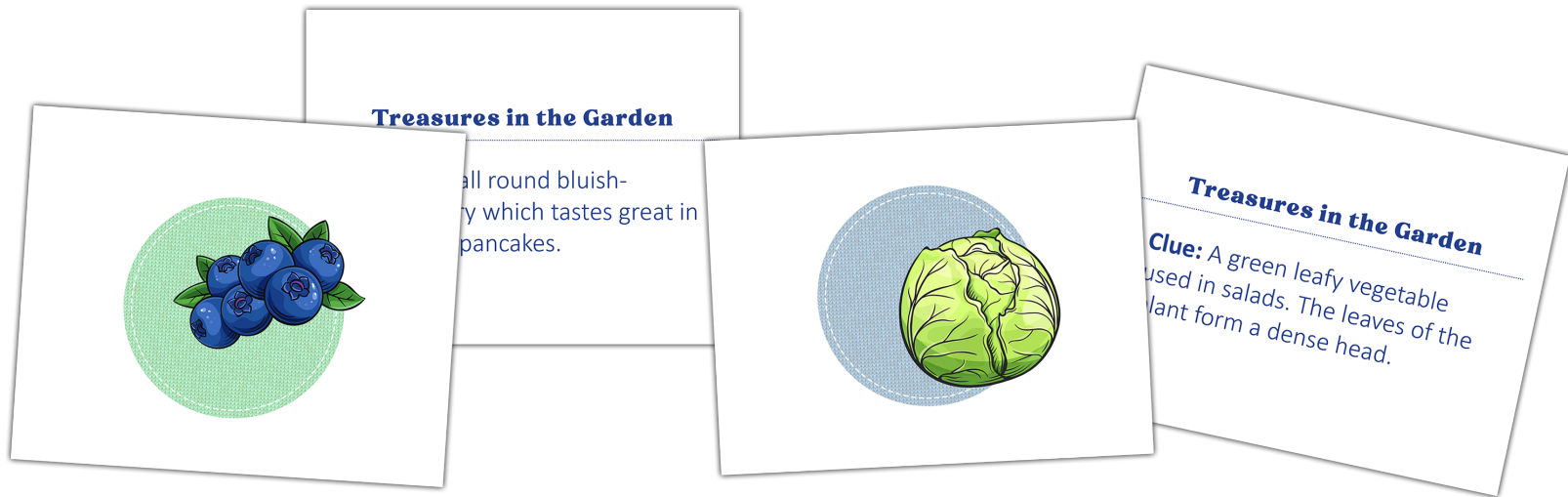
LESSON ONE - ACTIVITY ONE

Treasures in the Garden

Directions:

1. **Print** pages 2-11 single-sided on standard 8.5"x11" thick paper or card stock. (I suggest using card stock and laminating for extended use.)
2. **Cut** into even quarters. (Each card should measure 4.25"x5.5" when cut.)
Note: There are 20 card sets total making enough for 40 children to each get one card. Feel free to print extra set copies if using for a larger crowd and use only as many sets as are needed for each child to get one. You may need to play if there is an uneven number of children.)
3. **Give** a picture clue to half of the students and a written clue to the other half. Allow them a few minutes to mingle as they try to find their partner. **Note:** If you have a wide age range in your group of children, provide the non-reading students with the cards containing pictures.



Game Variation: You can use these cards as you would with The Memory Game and spread the cards out on a table or attach them to a white board with tape or magnets.



© Copyright 2023 Parable Patch Productions. All rights reserved.

Images were created and or edited specifically for this curriculum.

Please do not edit, reproduce, or use any of the images within these PDF files outside of their intended purpose.



Treasures in the Garden

Clue: A round orange fruit which grows on trees. Its pulp can be eaten or squeezed into juice.

Treasures in the Garden




Clue: A tropical white fruit with a yellow peel. These fruits grow in a bunch.

Treasures in the Garden

Clue: A round juicy fruit purple, green, or dark red in color. This fruit grows in clusters on vines.

Treasures in the Garden

Clue: The fruit of a tropical palm plant with a hard brown shell and white fruit inside.



Treasures in the Garden

Clue: A round fruit with a red or green skin and a whitish inside. This fruit grows on trees.

Treasures in the Garden





Clue: A rounded orange or yellowish fruit with a velvety skin and a pit in the center.

Treasures in the Garden

Clue: A small round bluish-purple berry which tastes great in muffins or pancakes.

Treasures in the Garden

Clue: A large oblong or roundish fruit with a green rind on the outside and a sweet, watery inside.



Treasures in the Garden

Clue: Often thought of as a vegetable, this round red fruit is used in salads and as a base for soup and catsup.

Treasures in the Garden




Clue: A sweet red berry used to make jam, pie, and strawberry shortcake.

Treasures in the Garden

Clue: A sour bright yellow citrus fruit.

Treasures in the Garden

Clue: Purple roundish fruit with a pit in the center. When this fruit is dried, it becomes a prune.



Treasures in the Garden

Clue: A round vegetable with a thin brown or purple skin. Inside this vegetable are white layers with a strong aroma.

Treasures in the Garden



Clue: A white vegetable with a brown skin. This vegetable is round or oval in shape with roots known as eyes.

Treasures in the Garden

Clue: A tall cereal plant which produces a yellow grain on a cob.

Treasures in the Garden

Clue: A green, round vegetable that grows inside a pod.



Treasures in the Garden

Clue: An orange root vegetable. Rabbits and snowmen love this vegetable.

Treasures in the Garden

Clue: A cereal grass used to make oatmeal and cold breakfast cereal.

Treasures in the Garden

Clue: A green leafy vegetable used in salads. The leaves of the plant form a dense head.

Treasures in the Garden

Clue: These oblong brown pods contain seeds which can be roasted and made into a sandwich spread eaten with jelly.